

International Aero Engines

## SERVICE BULLETIN

May 22/98

Subject: Transmittal of Revision 1 to Service Bulletin V2500-ENG-70-0064

Service Bulletin Revision History:

Event	Date
Basic Issue	Feb. 29/92
Revision 1	May 22/98

Reason for Revision:

- (1) Change 1. F. (1) and 1. F. (3).
- (2) Chang 2. B.
- (3) Editorial changes to bring SB up to latest standards.

Effect on Past Compliance:

None.


List of Effective Pages:

Page No.	Revision No.	Effective Date
1 to 5	Revision 1	May 22/98

**V2500-ENG-70-0064**

Transmittal  
Page 1 of 1





International Aero Engines

## INFORMATION BULLETIN

INFORMATION - HP COMPRESSOR - PROVIDE MATCHED PAIRS OF COMPRESSOR BLADE  
LOCKING BOLTS AND JACKSCREWS

### MODEL APPLICATION

V2500-A1

### BULLETIN INDEX LOCATOR

72-41-00

#### Compliance Category Code

7

R  
R  
R


#### Internal Reference No.

EC88VR061  
ECM88VR061-01  
ECM88VR061-02  
ECM88VR061-03

Feb. 29/92  
Revision 1 May 22/98

# V2500-ENG-70-0064

Page 1 of 5



## INFORMATION BULLETIN

### INFORMATION - HP COMPRESSOR - PROVIDE MATCHED PAIRS OF COMPRESSOR BLADE LOCKING BOLTS AND JACKSCREWS

#### 1. Planning Information

##### A. Effectivity

###### (1) Aircraft

###### (a) Airbus A320

###### (2) Engines

R (a) V2500-A1 Engine serial No. from V0202 to V0205, V0207 onwards.

##### B. Reason

R To announce the introduction of revised assembly torque values for the locking bolts and jackscrews  
R for the HP Compressor blades.

##### C. Compliance

Category Code 7

R This Service Bulletin can be accomplished when there are no original parts remaining.

##### D. Approval


R The part number transactions are given in the Material Information section of this Service Bulletin.  
R They comply with the applicable Federal Aviation Regulations and are FAA-APPROVED for the  
R engine model listed.

##### E. References

(1) The IAE Engineering Change Number 88VR061.


##### F. General Information

- R (1) The locking screws and nuts must be supplied in matched pairs and must have a built-in torque  
R tightening value of 2 to 22 lb. in.
- (2) Care must be taken to make sure that the locking screws and nuts are kept as matched pairs.
- (3) The Material Information section of this Service Bulletin gives the latest information about the availability of the matched pairs of compressor blade locking-bolts and jackscrews.



(4) Other Publications Affected.

- R (a) Engine Illustrated Parts Catalog (EIPC), Chapter/Section 72-41-15.
- R (b) A1 Engine Manual (EM), Chapter/Section 72-41-10, Disassembly/Assembly-02 and  
R Assembly-03.
- R (c) A1 Engine Manual (EM), Chapter/Section 72-41-15, Cleaning-05 and Inspection/Check-11.



International Aero Engines  
**INFORMATION BULLETIN**

2. Material Information


R Applicability: For each engine for which this Service Bulletin is applicable.

R A. Kits necessary for this Service Bulletin

R None

R B. Parts affected by this Service Bulletin

NEW PART No (ATA)	QTY	EST'D UNIT PRICE (\$)	PART TITLE	OLD PART No (IPC No)	INSTR DISP
6A4108 (72-41-15)	2		Nut and screw, lock assembly - Stage-6	UP11012 (02-165)	(A) (B) (S1)
6A4109 (72-41-15)	2		Nut and screw, lock assembly - Stage-7	UP11031 (02-265)	(A) (B) (S1)
6A4110 (72-41-15)	2		Nut and screw, lock assembly - Stage-8	UP11032 (02-365)	(A) (B) (S1)
6A4110 (72-41-15)	2		Nut and screw, lock assembly - Stage-9	UP11032 (02-465)	(A) (B) (S1)
6A4110 (72-41-15)	2		Nut and screw, lock assembly - Stage-10	UP11032 (02-565)	(A) (B) (S1)
6A4110 (72-41-15)	2		Nut and screw, lock assembly - Stage-11	UP11012 (02-665)	(A) (B) (S1)
6A4110 (72-41-15)	2		Nut and screw, lock assembly - Stage-12	UP11012 (02-765)	(A) (B) (S1)
- (72-41-15)	-		Screw	BLT5296 (02-164)	(B)
- (72-41-15)	-		Screw	BLT5296 (02-264)	(B)
- (72-41-15)	-		Screw	BLT5296 (02-364)	(B)
- (72-41-15)	-		Screw	BLT5296 (02-464)	(B)



## International Aero Engines

### INFORMATION BULLETIN

NEW PART No (ATA)	QTY	EST'D UNIT PRICE (\$)	PART TITLE	OLD PART No (IPC No)	INSTR DISP
- (72-41-15)	-		Screw	BLT5296 (02-564)	(B)
- (72-41-15)	-		Screw	BLT5296 (02-664)	(B)
- (72-41-15)	-		Screw	BLT5296 (02-764)	(B)

#### C. Reference Instructions

6A4111 (72-41-15)	REF	Installation Instructions - Locking nuts	6A1759 (99-201)	-
----------------------	-----	---	--------------------	---

R **NOTE:** The units prices, if shown, are an estimate and they are given for the purpose of planning only.  
R For information about actual prices, refer to the IAE price catalogue or contact IAE's spare part  
R Sales Department.

#### D. Instruction Disposition Codes

- (A) New parts are available.
- (B) Do not keep old parts for spares.
- (S1) Old and new parts are not interchangeable. New parts must be installed as a matched set.

