

International Aero Engines
INFORMATION BULLETIN

Oct 15/99

Subject: Transmittal of Revision 2 to Service Bulletin V2500-ENG-71-0216

Service Bulletin Revision History:

Event	Date
Initial Issue	June 26/98.
Revision 1	Dec. 18/98.
Revision 2	Oct. 15/99.

Reason for Revision:

(1) Engine Serial No. Changes in 1. A. Effectivity and minor editorial changes pages 3 through 6

Effect on Past Compliance:

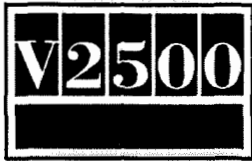
None.

List of Effective Pages:

Page No.	Revision No.	Effective Date
1 to 8	Revision 2	Oct. 15/99.

V2500-ENG-71-0216

Transmittal
Page 1 of 1



International Aero Engines

SERVICE BULLETIN

POWER PLANT - ELECTRICAL HARNESS - EEC HARNESS - FAN - INTRODUCTION OF
EEC FAN HARNESS WITH REVISED LENGTH AND CLIPPING

MODEL APPLICATION

V2522-A5
V2524-A5
V2527-A5
V2527E-A5
V2530-A5
V2533-A5

BULLETIN INDEX LOCATOR

71-51-00

Compliance Category Code

7

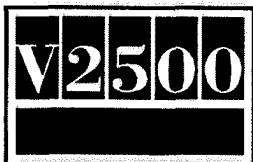
Internal Reference No.

EC97VR026A

June 26/98
Revision 2 Oct.15/99

V2500-ENG-71-0216

Page 1 of 8



International Aero Engines

SERVICE BULLETIN

POWER PLANT - ELECTRICAL HARNESS - EEC HARNESS - FAN - INTRODUCTION OF
EEC FAN HARNESS WITH REVISED LENGTH AND CLIPPING

1. Planning Information

A. Effectivity

(1) Aircraft:

- (a) Airbus A319.
- (b) Airbus A320.
- (c) Airbus A321.

(2) Engines:

- (a) V2522-A5 Engines prior to Serial No. V10550 excluding V10548.
- (b) V2524-A5 Engines prior to Serial No. V10550 excluding V10548.
- (c) V2527-A5 Engines prior to Serial No. V10550 excluding V10548.
- (d) V2527E-A5 Engines prior to Serial No. V10550 excluding V10548.
- (e) V2530-A5 Engines prior to Serial No. V10550 excluding V10548.
- (f) V2533-A5 Engines prior to Serial No. V10550 excluding V10548.

B. Concurrent Requirements

None.

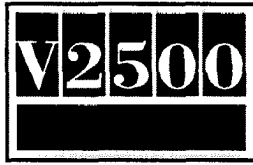
C. Reason

(1) Condition

It can be difficult to install the EEC fan harness on the V2500-A5 engines. A design review has shown that the harness can be too long at one of the connectors and too short at four of the connectors.

(2) Background

The problem has been found during the new production build of V2500-A5 engines.



International Aero Engines

SERVICE BULLETIN

(3) Substantiation

A satisfactory engineering analysis has been carried out on the changes introduced by this Service Bulletin. A successful trial installation on a V2500 mock-up engine has also been done.

(4) Objective

The purpose of this Service Bulletin is to make engine build easier.

(5) Effect of Bulletin on:

(a) Operation

Not affected.

(b) Maintenance

Affected.

(c) Overhaul

Affected.

(d) Repair Schemes

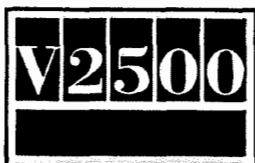
Not affected.

(e) Interchangeability

Not affected.

(f) Fits and Clearances

Not affected.



International Aero Engines

SERVICE BULLETIN

D. Description

(1) A revised EEC fan harness assembly is introduced with the changes that follow:

- (a) The length of the harness limb for connector 4018KS-B located at the Stage-7 bleed solenoid, has been decreased by 37,00mm.
- (b) The length of the harness limbs at connectors 4000KS-J3 and 4000KS-J4 located at the EEC, have been increased by 25,00mm. In addition the angled backshells at these connector positions have been turned.
- (c) The length of the harness limbs at connectors 4000KS-J9 and 4000KS-J10 located at the EEC, have been increased. To improve the installation of the harness to the engine, the limbs have also been re-tied.
- (d) Clip points CP0764 and CP0796 have been changed to suit the revised harness limbs and backshells.

NOTE: Where applicable, the opportunity has been taken to revise the series of clips to bring them in line with current design standards.

E. Compliance

Category Code 7.

This Service bulletin can be accomplished when there are no original parts remaining.

F. Approval


The part number changes and/or part modification are given in Section 2. and 3. of this Service Bulletin. They comply with the applicable Federal Aviation Regulations and are FAA-APPROVED for the engine models listed.

G. Manpower

Estimate of man-hours necessary to embody this Service Bulletin in full:

<u>Venue</u>	<u>Estimated Man-hours</u>
(1) In Service	Not affected
(2) At Overhaul	No additional time is necessary to embody this Service Bulletin

NOTE: It is possible to get access to the parts affected by this Service Bulletin at overhaul.



International Aero Engines

SERVICE BULLETIN

H. Material - Price and Availability

- (1) A modification kit is not necessary.
- (2) Refer to the Material Information section for the prices and availability of future spares.

I. Tooling - Price and Availability

- (1) Special tools are not necessary.

J. Weight and Balance

- (1) Weight Change

None.

- (2) Moment Arm

Not affected.

- (3) Datum

Engine front mount centerline (Power Plant Station (PPS) 100).

K. Electrical Load Data

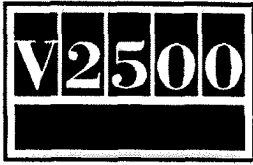
The aircraft electrical load is not affected by this Service Bulletin.

L. References

None.

M. Other Publications Affected

- (1) Aircraft Maintenance Manual (AMM), Chapter/Section 71-51-42, Removal/Installation CONFIG-2.
- (2) Component Maintenance Manual (CMM), Chapter/Section 71-51-41, Cleaning, Inspection/Check and Repair.
- (3) A5 Engine Manual (EM), Chapter/Section 72-00-32, Removal-02/Installation-04.
- (4) Illustrated Parts Catalogue (IPC), Chapter/Section 71-51-41.



International Aero Engines

SERVICE BULLETIN

2. Accomplishment Instructions

A. Rework Instructions

None.

B. Assembly Instructions

- (1) Remove 6A6439 Harness assembly and install 6A7399 for the correct Removal/Installation procedures refer to:.

- (a) The A5 Engine Manual (EM), Chapter/Section 72-00-32, Removal-02/Installation-04 CONFIG 2.

or

- R (b) The A319/A320/A321 Aircraft Maintenance Manual (AMM), Chapter/Section 71-51-42, Removal/Installation CONFIG 2.

C. Recording Instructions

A record of accomplishment is necessary.



International Aero Engines

SERVICE BULLETIN

3. Material Information

Applicability: For each V2500 Engine for which this Service Bulletin is applicable.

A. Kits necessary for this Service Bulletin:

None.

B. Parts affected by this Service Bulletin:

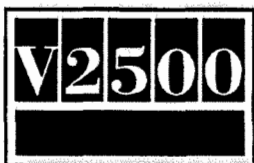
NEW PART No. (ATA No.)	QTY	EST'D UNIT PRICE (\$)	PART TITLE	OLD PART No.	INSTR DISP (IPC No.)
6A7399 (71-51-41)	1	549.00	.Harness Assy - EEC Fan	6A6439 (01-005)	(A) (B) (S1)
4W0127 (71-51-41)	1	14.80	.Bolt, machine double hex (.190 dia x 2.000) (CP0764)	4W0106 (01-670)	(A) (1D) (S1)
- (71-51-41)	1		.Washer (CP0764)	5W1086 (01-671)	(1D)
AS62516 (71-51-41)	1	12.50	.Clamp, loop style, cushion (25,40mm (1.000)) (CP0764)	TA025074-17 (01-673)	(A) (1D) (S1)
- (71-51-41)	1		.Clamp, loop style, cushion (26,97mm (1.062)) (CP0764)	AS61915 (01-673)	(1D)
AS62511 (71-51-41)	1	11.30	.Clamp, loop style, cushion (17,48mm (0,688)) (CP0764)	- (01-674)	(A) (C)
UP10479 (71-51-41)	1	11.50	.Spacer (10mm) (CP0764)	- (01-675)	(A) (C)
UP10482 (71-51-41)	1	14.10	.Spacer (25mm) (CP0764)	- (01-676)	(A) (C)
4W0112 (71-51-41)	1	3.09	.Bolt, machine double hex (.190 dia x 1.062) (CP0796)	4W1015 (01-918)	(A) (S1) (1D)
AS62513 (71-51-41)	1	12.10	.Clamp, loop style, cushion (20,62mm (0.812)) (CP0796)	TA025074-13 (01-921)	(A) (S2)
- (71-51-41)	1		.Clamp loop style cushion (20,62mm (0.812)) (CP0796)	AS61911 (01-921)	(1D)

June 26/98

Revision 2 Oct. 15/99

V2500-ENG-71-0216

Page 7



International Aero Engines

SERVICE BULLETIN

NEW PART No. (ATA No.)	QTY	EST'D UNIT PRICE (\$)	PART TITLE	OLD PART No.	INSTR DISP (IPC No.)
AS62507 (71-51-41)	1	10.10	.Clamp, loop style cushion (11,13mm (0,438)) (CP0796)	TA025074-06 (01-922)	(A) (S1) (1D)
- (71-51-41)	1		.Clamp loop style cushion (9,35mm (0.375)) (CP0796)	AS61904 (01-922)	(1D)
UP10480 (71-51-41)	1	12.20	.Spacer (15mm) (CP0796)	5W1031 (01-923)	(A)(S1) (1D)
UP10482 (71-51-41)	1	14.10	.Spacer (25mm) (CP0796)	5W1032 (01-924)	(A) (S1) (1D)
AS62404 (73-22-49)	1	22.60	.Clip (6,35mm (0,250)) (CP0796)	400WSS4 (12-168)	(A) (1D) (S2)

NOTE: The unit prices, if shown, are an estimate and they are given for the purpose of planning only.
For information about actual prices, refer to IAE Price Catalog or contact IAE's spare parts sales department.

C. Instruction Disposition Codes

- (A) New parts will be available from November 1998.
- (B) Old part will be discontinued.
- (C) Additional.
- (S1) Old and new parts are not interchangeable.
- (S2) New and old parts are freely and fully interchangeable.
- (1D) Old part can be used on other applications.