



ENGINE - DIFFUSER AND COMBUSTION GROUP - INTRODUCTION OF A NEW DIFFUSER CASE ASSEMBLY
- CATEGORY CODE 7 - MOD.ENG-72-0221

1. Planning Information

A. Effectivity

- (1) Aircraft: Airbus A320, A321
- (2) Engine: V2500-A1 Engines Before Serial No. V0362

B. Reason

(1) Condition:

There are different Diffuser Case Assemblies for the various engine models of the V2500.

(2) Background:

The engines were originally designed with different Diffuser Case Assemblies.

(3) Objective:

To provide a Diffuser Case Assembly for the V2500-A1 model that is common with other engine models.

(4) Substantiation

None

(5) Effects of Bulletin on Workshop Procedures:

Removal/Installation	Not affected
Disassembly/Assembly	Not affected
Cleaning	Not affected
Inspection/Check	Not affected
Repair	Not affected
Testing	Not affected

(6) Supplemental Information

None.

V2500-ENG-72-0221



C. Description

- (1) Provide a Diffuser Case Assembly that is common to other models for V2500-A1 spares.

D. Approval

The Part Number Changes and/or part modifications described in Section 2 and 3 of this Service Bulletin have been shown to comply with the applicable Federal Aviation Regulations and are FAA-APPROVED for the Engine Model listed.

The 'compliance' statement and the procedures described in paragraph F of this Service Bulletin have been shown to comply with the applicable Federal Aviation Regulations and are FAA-APPROVED for the Engine Model listed.

E. Compliance

Category 7

Accomplish when supply of superseded parts has been depleted.

F. Manpower

Estimated Manhours to incorporate the full intent of this Bulletin:

Not applicable

G. Material - Price and Availability

- (1) Modification kit is not required. Parts are supplied as single line items.
- (2) See "Material Information" section for prices and availability of future spares.

H. Tooling - Price and Availability

Special tools are not required to accomplish this Service Bulletin.

I. Weight and Balance

- | | |
|-------------------|--|
| (1) Weight change | Plus 7.6 lbs (3, 45 kg) |
| (2) Moment arm | No effect |
| (3) Datum | Engine Front mount Centerline
(Power Plant Station (PPS) 100) |

V2500-ENG-72-0221



SERVICE BULLETIN

J. Electrical Load Data

This Service Bulletin has no effect on the aircraft electrical load.

K. References

- (1) Internal Reference No.

94VA081

- (2) Other References

IAE V2500 Service Bulletins:

V2500-ENG-72-0166 (Engine - Diffuser Case Assembly - Remove The Stage 1 HP Turbine Cooling Air Pressure Sensing Tubes

The V2500-A1 Engine Illustrated Parts Catalog (S-V2500-LIA), Chapter/Section 72-42-11

The V2500 Engine Manual (E-V2500-LIA), Chapter/Section 72-00-42, Installation

L. Other Publications Affected

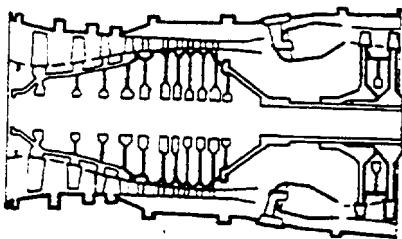
- (1) The V2500 Engine Illustrated Parts Catalog (S-V2500-LIA), Chapter/Section 72-42-11, to add the new part.
- (2) The V2500 Engine Manual (E-V2500-LIA), 72-42-11 Cleaning, to add the new part
- (3) The V2500 Engine Manual (E-V2500-LIA), 72-42-11 Inspection, to add
- (4) The V2500 Engine Manual (E-V2500-LIA), 72-42-11 Repair, to add the new part

V2500-ENG-72-0221



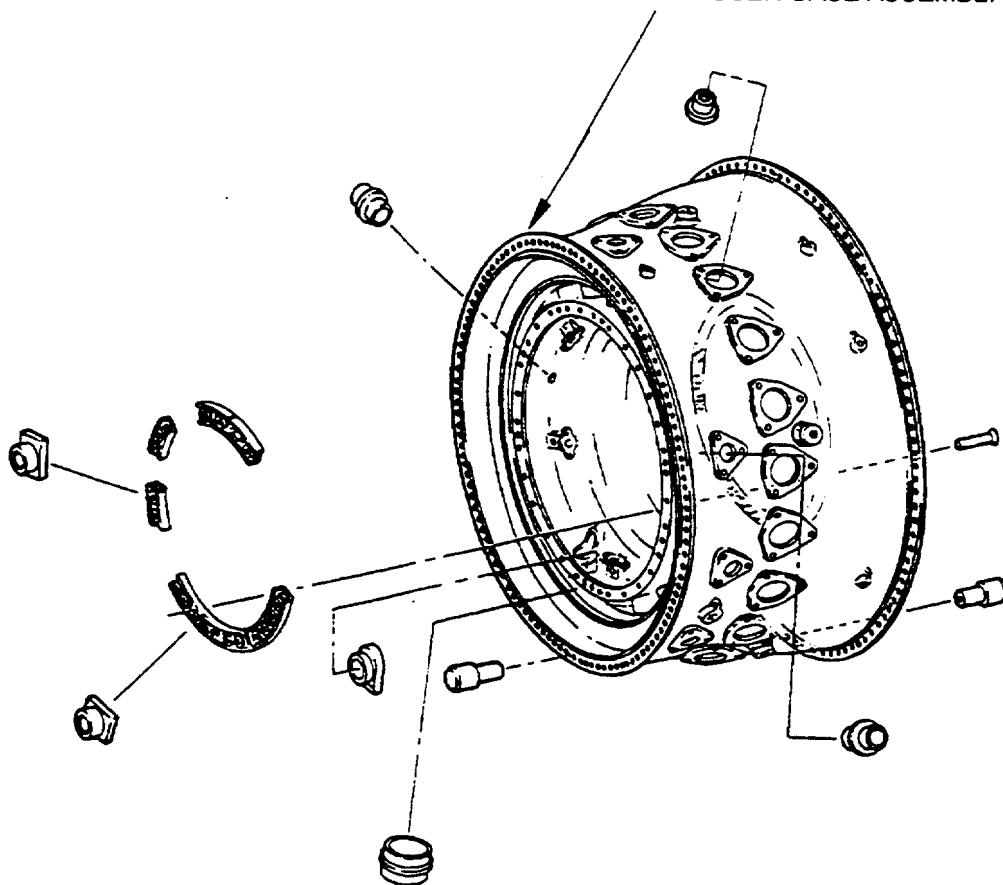
2. Accomplishment Instructions

- A. Replace the Diffuser Case Assembly 2A0051, 2A2896-01, or 2A2889-01, with the 2A3132 Diffuser Case Assembly (1 off) by the procedure given in Reference (2), Chapter/Section 72-00-42, Installation-01.



MODULE 40

REPLACE THE DIFFUSER CASE ASSEMBLY,
2A0051, 2A2896-01, OR 2A2889-01, WITH
THE 2A3132 DIFFUSER CASE ASSEMBLY (1 off)



E7502

Location of the Diffuser Case Assembly
Fig.1

V2500-ENG-72-0221



SERVICE BULLETIN

3. Material Information

Applicability: For each V2500 Engine to incorporate this Bulletin.

A. Kit associated with this bulletin.

None

B. Parts affected by this bulletin.

New Part No. (ATA No.)	Qty	Est'd Unit Price (\$)	Keyword	Old Part No. (IPC No.)	Instructions Disposition
------------------------------	-----	-----------------------------	---------	------------------------------	-----------------------------

Applicability: For each V2500-A1 Engine to incorporate this Service Bulletin

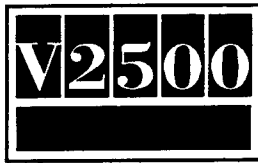
673049 (72-42-10)	7	2.94	.Gasket	673049 (01-010)	(S1)(A)(B)(C)
584971 (72-42-10)	6	27.00	.Plug, Machined	584971 (01-020)	(S1)(A)(B)(D)
2A3132 (72-42-110)	1		.Diffuser-Case Assembly	2A2889-01 (01-010)	(S1)(E)(F)

C. Instruction/Disposition Code Statements:

- (S1) New Parts coded (S1) must replace Old Parts coded (S1) in a COMPLETE SET per engine.
- (A) The new part is currently available.
- (B) The old part will continue to be supplied for greater units.
- (C) Quantity is increased from 6 to 7.
- (D) Quantity is increased from 5 to 6.
- (E) The old part will no longer be supplied.
- (F) New part is not normally a provisioned item. Contact IAE Spare Parts Department for a firm quotation.

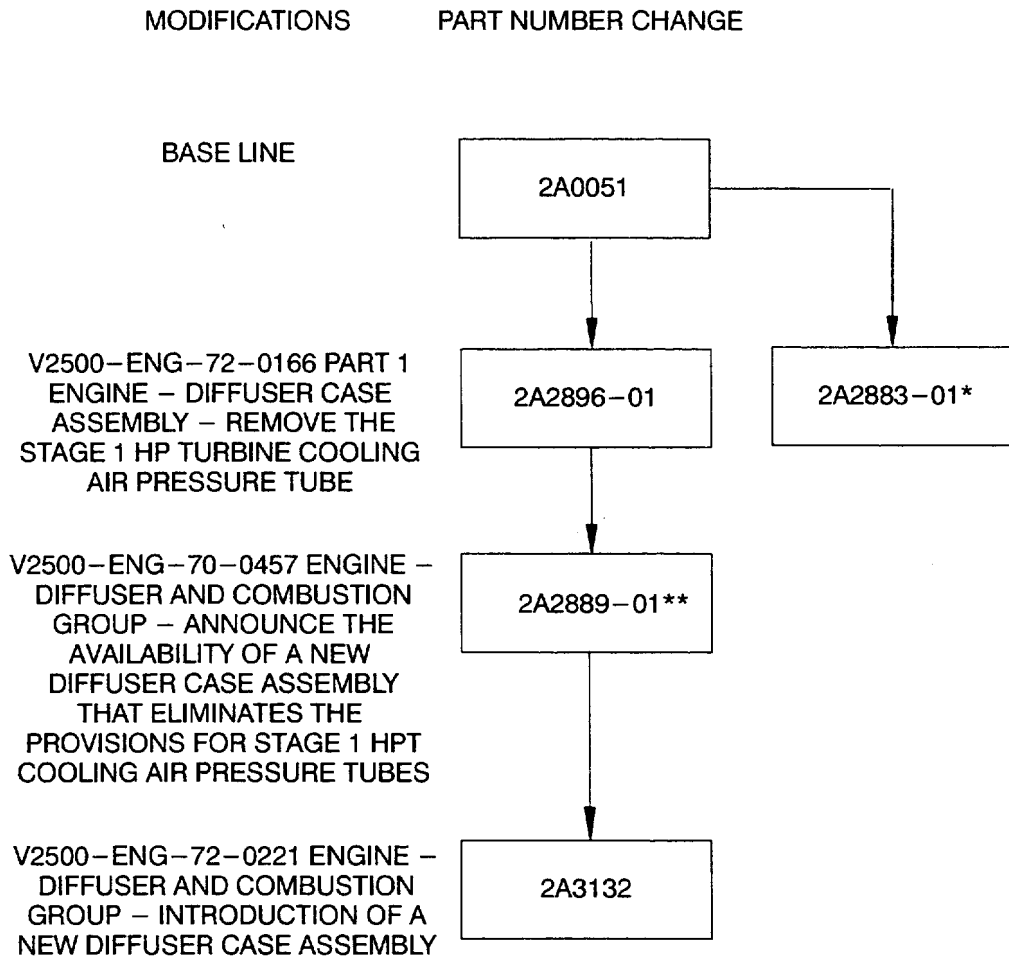
NOTE: The estimated 1995 unit prices shown are provided for planning purposes only and do not constitute a firm quotation. Consult the IAE Price Catalog or contact IAE's Spare Parts Sales Department for information concerning firm prices.

V2500-ENG-72-0221



SERVICE BULLETIN

Printed in Great Britain



***NOTE:** There is no procedure to do a modification to this part and change it to the new configuration.

****NOTE:** Part is shown for record purposes.

ded0001979

Family Tree - Diffuser Case Assembly Ref. Catalog Sequence No 72-42-11. fig.01 Item 010
Fig.2

V2500-ENG-72-0221

Mar.15/96

Page 7



International Aero Engines

SERVICE BULLETIN

Printed in Great Britain

V2500-ENG-72-0221

Mar. 15/96

Page 8