



OIL - ENGINE - FANCASE - REPLACE IDG POWER CABLE SUPPORT BRACKETS - CATEGORY CODE 6 -
MOD.ENG-79-0045

1. Planning Information

A. Effectivity

- (1) Aircraft: (a) Airbus A320
(b) Airbus A321
- (2) Engine: (a) V2527-A5 Engines Prior to V10116
(b) V2530-A5 Engines Prior to V10116

B. Reason

(1) Condition

Insufficient clearance may exist between the IDG power cable bracket and the EEC harness.

(2) Background

This condition has been observed during assembly of production engines. A review of the existing installation has shown the need to replace the IDG cable support brackets to obtain the necessary clearance.

(3) Objective

To ensure adequate clearance is maintained between the IDG power cable support bracket and the EEC harness.

(4) Substantiation

Not applicable.

(5) Effect of Bulletin on:

(a) Removal/Installation	Not affected
(b) Disassembly/Assembly	Not affected
(c) Cleaning	Not affected
(d) Inspection/Check	Not affected
(e) Repair	Not affected
(f) Testing	Not affected

(6) Supplemental Information

None

V2500-ENG-79-0045

**C. Description**

(1) The change introduced by this Service Bulletin is as follows:-

A new bracket and bracket support is introduced to replace the existing IDG power cable bracketry at clipping point CP0888

D. Approval

The technical content of this Service Bulletin is covered by an Airbus Industrie Modification which is under DGAC (Direction Generale de L'Aviation Civile - France) approval.

E. Compliance

Category 6

Accomplish when the subassembly (i.e. modules, accessories, components, build groups) is disassembled sufficiently to afford access to the affected part and to all affected spare parts.

F. Manpower

Estimated manhours to incorporate the intent of this Service Bulletin on each engine:

VENUE

ESTIMATED MANHOURS

(1) In shop

(a) To embody Not applicable (Parts are accessible at overhaul)

G. Material Cost and Availability

Modification Kit not required. Parts supplied as single line items.

H. Tooling - Cost and Availability

None required.

V2500-ENG-79-0045



SERVICE BULLETIN

I. Weight and Balance

- (1) Weight change None
- (2) Moment arm No effect
- (3) Datum Engine Front Mount Centerline
(Powerplant Station PPS 100.00)

J. Electrical Load Data

Not affected.

K. References

- (1) Internal Reference No.

93VN105/A

L. Other Publications Affected

- A320/A321/V2500-A5 Powerplant Illustrated Parts 79-21-42
Catalog (PIP-V2500-2IA)
- A320/V2500-A5 Engine Illustrated Parts Catalog 79-21-42
(S-V2500-2IA)
- A320/V2500-A1/A320/A321/V2500-A5 Engine Manual 72-00-32
(E-V2500-1IA)



2. Accomplishment Instructions

A. Rework Instructions

None.

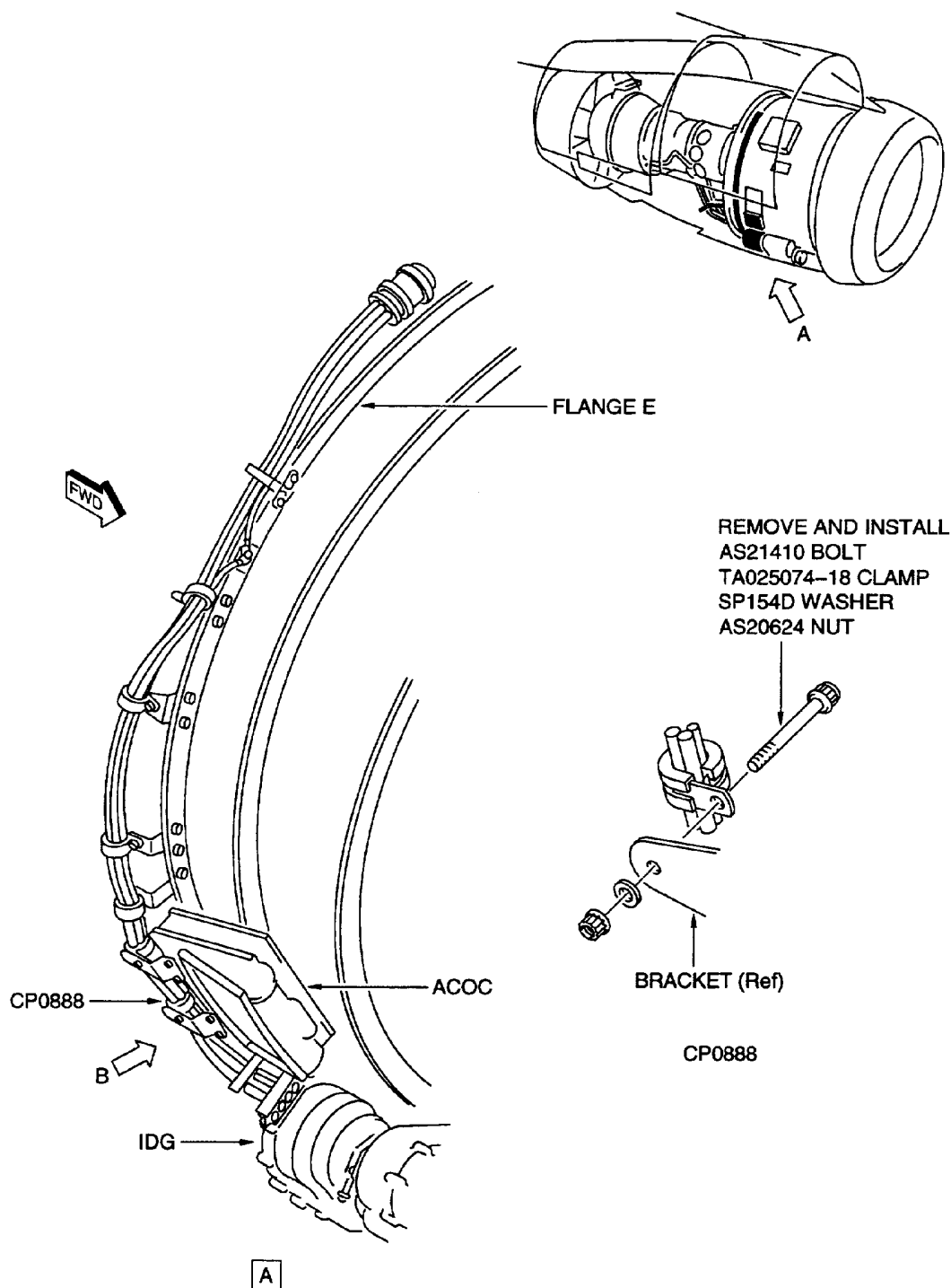
B. Assembly Instructions

- (1) Install the new 745-5951-503 Bracket as shown with two 4W0169 Bolts and two MS9321-10 Washers. (Refer to Figures 1 and 2). Torque the bolts to 85 to 105 lb in (10 to 12 Nm).
- (2) Install the new 745-5980-503 Bracket as shown with a 4W0169 Bolt, MS9321-10 Washer, 4W0002 Nut, AS21408 Bolt and an AS20624 Nut. Torque the bolts to 36 to 45 lb in (4 to 5 Nm).
- (3) Assemble clipping point CP0888 as shown with an AS20624 Nut, AS21410 Bolt, SP154D Washer and TA025074-18 clamp. Torque the nut to 20 to 25 lb in (2 to 3 Nm).

C. Recording Instructions

A record of accomplishment is necessary. Write in the applicable records and/or engine log that Service Bulletin V2500-ENG-79-0045 has been done.

V2500-ENG-79-0045

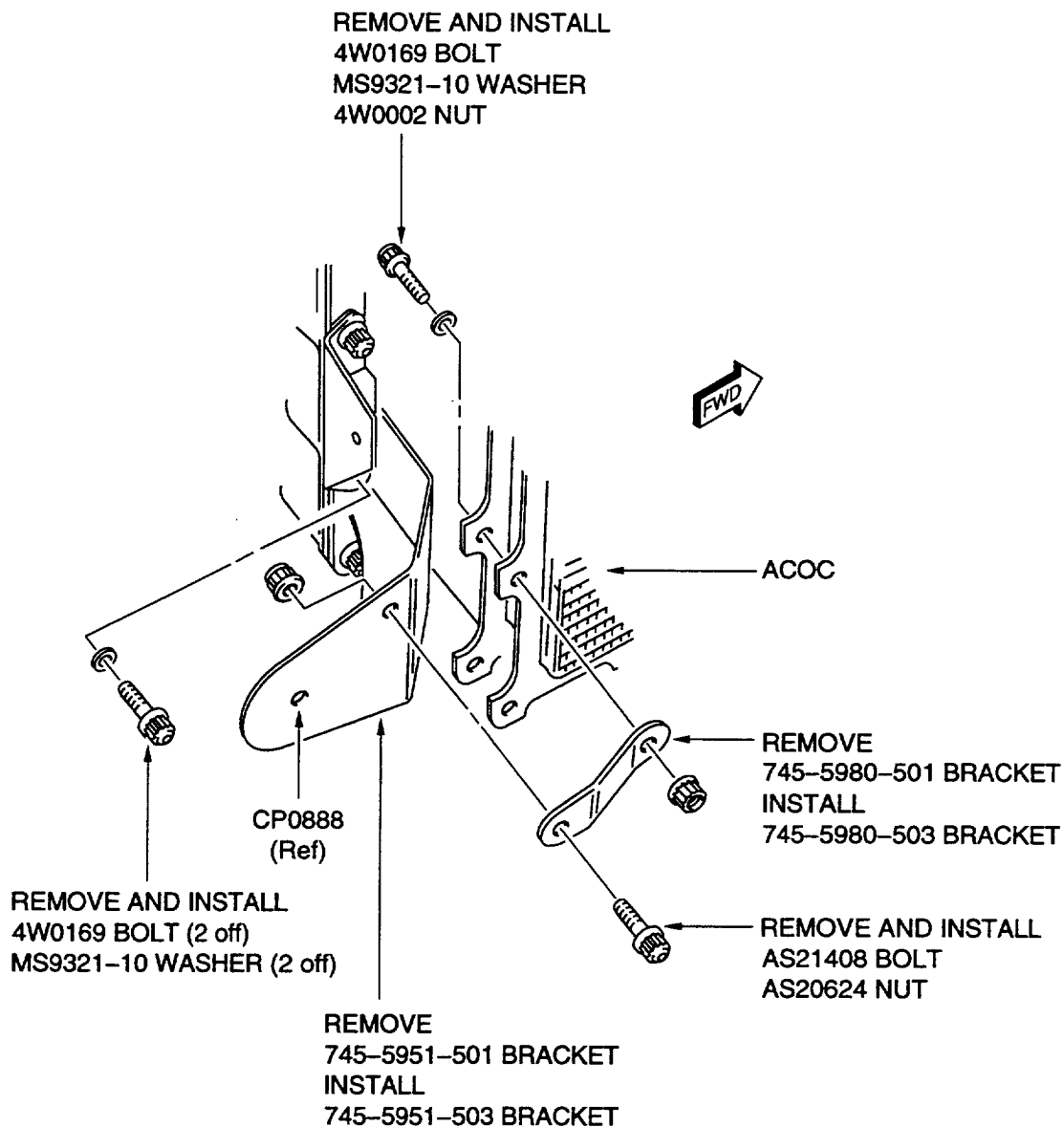


INSTALLATION OF IDG CABLE SUPPORT BRACKETS
Fig.1 (SHEET 1)

ded0002285




SERVICE BULLETIN

**B**

INSTALLATION OF IDG CABLE SUPPORT BRACKETS
Fig.1 (SHEET 2)

ded0002286

V2500-ENG-79-0045



SERVICE BULLETIN

3. Material Information

NEW PART No (ATA No)	QTY	EST'D UNIT PRICE (\$)	KEYWORD	OLD PART No (IPC No)	INSTR/ DISPOS
----------------------------	-----	-----------------------------	---------	----------------------------	------------------

Applicability: For each V2500-A5 Engine to incorporate this Bulletin.

A. Kits associated with this Bulletin

None.

B. Parts affected by this Bulletin

745-5951-503	1	.Bracket	745-5951-501	(A)(S1)
(79-21-42)			(01-230)	
745-5980-503	1	.Bracket,Support	745-5980-501	(A)(S1)
(79-21-51)			(01-070)	

C. Instructions/Dispositions Code Statements

(A) New part currently available.

(S1) New parts coded (S1) must replace old parts coded (S1) as a complete set.

NOTE: The estimated 1997 Unit Price shown is provided for planning purposes only and does not constitute a firm quotation. Consult the Rohr Price Catalog or contact Rohr's Spares Parts Sales Department for information concerning firm prices.

V2500-ENG-79-0045

