



SERVICE BULLETIN

NACELLE - POWERPLANT - FIRE PROTECTION - CORE ZONE FIRE DETECTOR - CLIPPING POINT - DELETION OF - CATEGORY 4. ACCOMPLISH AT THE FIRST VISIT OF THE NACELLE OR NACELLE COMPONENT TO A MAINTENANCE BASE CAPABLE OF COMPLIANCE WITH THE ACCOMPLISHMENT INSTRUCTIONS REGARDLESS OF THE PLANNED MAINTENANCE ACTION FOR THE NACELLE OR NACELLE COMPONENT. - MOD.NAC-26-0004

1. Planning InformationA. Effectivity

- (1) Airplane: (a) Airbus A320
 (b) Airbus A321
- (2) Nacelle: (a) V2500-A1 Nacelles Serial Nos 1-317, 0319001-0326001
 (b) V2500-A5 Nacelles Serial Nos 1-25, 0026001-0035004, 0036001-0037001.

B. Concurrent Requirements

V2500-A1 and A5 Nacelles

- (1) Service Bulletin V2500-ENG-75-0049 requires to be incorporated concurrently with Service Bulletin V2500-NAC-26-0004.

C. Reason

- (1) Condition

Not applicable.

- (2) Background

Service Bulletin V2500-ENG-75-0049 should have deleted clipping point CP5723 from ATA chapter 26-12-17 and transferred those parts to ATA chapter 75-32-49. Clipping point CP5723 was modified however and introduced revised hardware. Consequently, this Service Bulletin deletes clipping point CP5723 from ATA chapter 26-12-17.

- (3) Objective

Not applicable.

- (4) Substantiation

Not necessary.

- (5) Effect of Bulletin on:

V2500-NAC-26-0004

Apr.8/94

Page 1 of 6



SERVICE BULLETIN

(a) Removal/Installation	Affected (See Supplemental Information)
(b) Disassembly/Assembly	Not affected
(c) Cleaning	Not affected
(d) Inspection/Check	Not affected
(e) Repair	Not affected
(f) Testing	Not affected

(6) Supplemental Information

The Removal/Installation will be revised to include the change introduced by this Service Bulletin.

C. Description

(1) The change introduced by this Service Bulletin is as follows:-

(a) Clipping Point CP5723 is deleted from ATA chapter 26-12-17.

(b) Service Bulletin V2500-ENG-75-0049 instructs the new hardware for the revised configuration of clipping point CP5723 in ATA chapter 75-32-49.

D. Approval

This Service Bulletin is approved by Airbus Industrie and is not associated with an Airbus Modification nor does it require approval by the Direction Generale de L'Aviation Civile - France.

E. Compliance

Category 4

Accomplish at the first visit of the Nacelle or Nacelle component to a maintenance base capable of compliance with the Accomplishment Instructions regardless of the planned maintenance action for the Nacelle or Nacelle component.

F. Manpower

Estimated manhours to incorporate the full intent of this Service Bulletin:

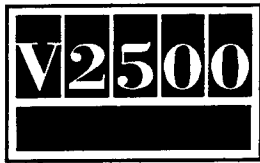
VENUE

ESTIMATED MANHOURS

(1) In Service.....M/Hrs

(2) At Overhaul.....M/Hrs

V2500-NAC-26-0004



SERVICE BULLETIN

G. Material Cost and Availability

Modification kit not required.

H. Tooling - Cost and Availability

None required.

I. Weight and Balance

- (1) Weight change.....None
- (2) Moment arm.....No effect
- (3) Datum.....Engine Front Mount Centerline
(Powerplant Station PPS 100.00)

J. Electrical Load Data

Not affected.

K. References

- (1) Internal Reference No.

SM/SM 92VR372B/C

- (2) A320 Aircraft Maintenance Manual

78-32-00

L. Other Publications Affected

Publication	Chapter/Section
V2500 Powerplant Illustrated Parts Catalog	26-12-17
V2500 Engine Illustrated Parts Catalog	26-12-17



2. Accomplishment Instructions

A. Pre-Requisite Instructions

- (1) Open the thrust reverser halves with procedures in the A320 Aircraft Maintenance Manual, Task 78-32-00-010-010.

B. Rework or Modification Instructions

- (1) Remove an AS21420 bolt, SP155D washer, ST1698D50 spacer and an AS20624 nut from clipping point CP5723 (Refer to Figure 1.)

NOTE: For assembly instructions on the new configuration of clipping point CP5723, refer to Section 1.b.

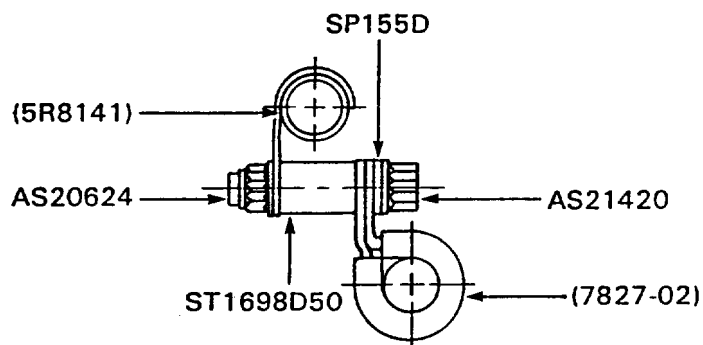
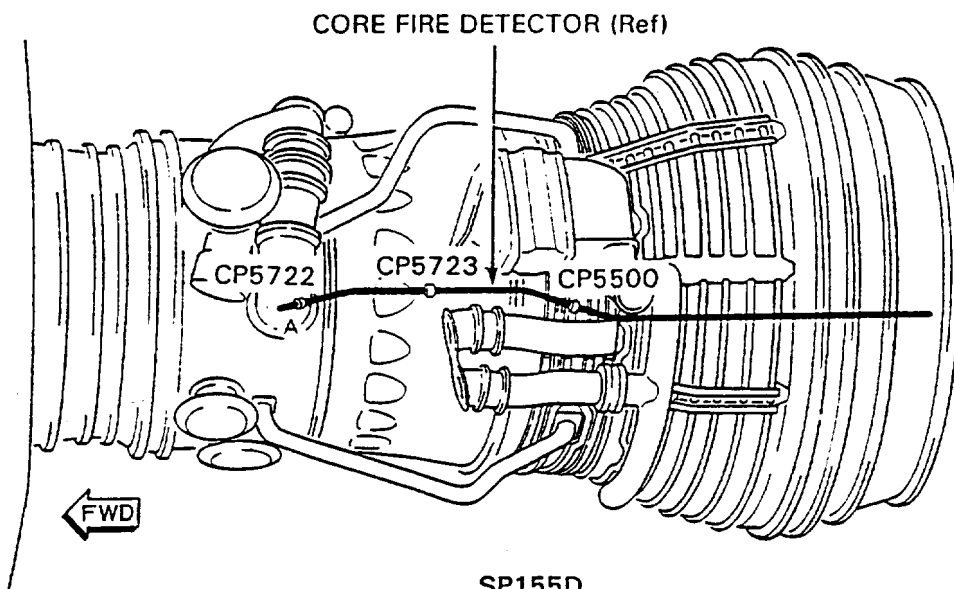
C. Post-Requisite Instructions

- (1) Close the thrust reverser halves with procedures in the A320 Aircraft Maintenance Manual, Task 78-32-00-410-010.

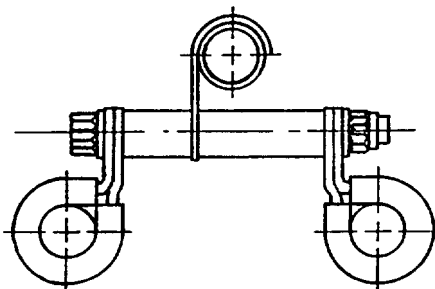
D. Recording Instructions

- (1) A record of accomplishment is necessary.

V2500-NAC-26-0004



VIEW LOOKING REARWARD
CLIPPING POINT 5723 (EBU)
BEFORE ALTERATION



VIEW LOOKING REARWARD
AFTER ALTERATION
FOR REFERENCE ONLY

Clipping Point 5723 After Alteration
Fig.6

ded00000096



SERVICE BULLETIN

NEW PART No (ATA No)	QTY	EST'D UNIT PRICE (\$)	KEYWORD	OLD PART No (IPC No)	INSTR/ DISPOS
----------------------------	-----	-----------------------------	---------	----------------------------	------------------

Applicability: For each V2500 Nacelle to incorporate this Bulletin.

A. Kits associated with this Bulletin

None.

B. Parts affected by this Bulletin:

-- (26-12-17)	1	Bolt, bi-hex	AS21420 (01-156)	(A)
-- (26-12-17)	1	Spacer	ST1698D50 (01-157)	(A)
-- (26-12-17)	1	Washer	SP155D (01-161)	(A)
-- (26-12-17)	1	Nut	AS20624 (01-163)	(A)

C. Instructions/Dispositions Code Statements

(A) Old part can be used up on other applications.

V2500-NAC-26-0004