



International
Aero Engines

V2500 Propulsion System — Nacelle

SERVICE BULLETIN

NACELLE - FIRE PROTECTION - CORE FIRE
DETECTOR RAIL SUPPORT CLAMP, RIGHT HAND - ADDITION OF

MODEL APPLICATION

V2500-D5

BULLETIN INDEX LOCATOR

26-00-00

Compliance Category Code

3

Internal Reference No.

RD/LL 93VN973A

February 15, 1995

V2500-NAC-26-0007

Page 1 of 8



**International
Aero Engines**

V2500 Propulsion System — Nacelle

SERVICE BULLETIN

1. Planning Information

A. Effectivity

- (1) Airplane: MD90
- (2) Nacelle: V2500-D5 Quick Engine Change (QEC) Kit serial number 0025003.

B. Reason

(1) Condition

Insufficient support for right hand core fire detector assembly.

(2) Background

Tap testing indicated that right hand core fire detector assembly had insufficient support.

(3) Objective

To provide an additional mounting clamp for the right hand core fire detector assembly.

(4) Substantiation

Tap test results have determined proper mounting requirements.

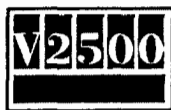
(5) Impact of Bulletin on Workshop Procedures:

Removal/Installation	Not Affected
Disassembly/Assembly	Not Affected
Cleaning	Not Affected
Inspection/Repair	Not Affected
Repair	Not Affected
Testing	Not Affected

February 15, 1995

V2500-NAC-26-0007

Page 2



International
Aero Engines

V2500 Propulsion System — Nacelle

SERVICE BULLETIN

(6) Supplemental Information

None.

C. Description

The change introduced by this Bulletin is to install an additional clamp on the right hand core fire detector rail.

D. Approval

The part number changes and/or part modifications described in Paragraphs 2 and 3 of this Service Bulletin have been shown to comply with the applicable Federal Aviation Regulations and are FAA approved for the equipment model(s) listed.

E. Compliance

Category 3

Accomplish prior to revenue service.

F. Manpower

Estimated manhours per nacelle to incorporate the full intent of this Bulletin:

VENUE

ESTIMATED MAN HOURS

(1) In Service

(a) To rework

0.5 M/Hrs

Total

0.5 M/Hrs

February 15, 1995

V2500-NAC-26-0007

Page 3



International
Aero Engines

V2500 Propulsion System — Nacelle

SERVICE BULLETIN

G. Material Cost and Availability

The parts to accomplish this Service Bulletin are available from the manufacturer as kit V2526007-551 at no cost to the operator.

Operators with units listed in Paragraph 1.A. should submit a no-charge purchase order for the applicable quantity of kits. The purchase order must reference this service bulletin number with the applicable operator serial numbers and list only the parts shown in the reference kit. Operators will have one year from the issue date of the Service Bulletin to place an order. After one year, kits will no longer be available and operators will have to order parts individually at the catalog price, if they desire to incorporate the change.

Direct Purchase order to:
Rohr, Inc.
P.O.Box 878
Chula Vista, Ca. 91912
U.S.A.
Attn: Direct Airline Sales, Bldg. 107A
(Service Bulletin V2500-NAC-26-0007)

H. Tooling Cost and Availability

Not applicable.

February 15, 1995

V2500-NAC-26-0007

Page 4

SERVICE BULLETIN

I. Weight and Balance

- (1) Weight change No effect
- (2) Moment arm No effect
- (3) Datum Front Engine Mount Centerline
. (Power Plant Station (PPS) 95.1)

J. Electrical Load Data

Not affected.

K. References

None.

L. Other Publications Affected

MD90 Engine Illustrated Parts
Catalog

26-12-17

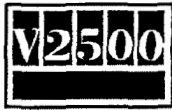
MD90 Power Plant Buildup Manual

71-00-02

February 15, 1995

V2500-NAC-26-0007

Page 5



International
Aero Engines

V2500 Propulsion System — Nacelle

SERVICE BULLETIN

2. Accomplishment Instructions

A. Prerequisite Instructions

(1) None.

B. Quick Engine Change (QEC) Kit (not installed 290K9001-3 QEC Kit)

(1) Open 290K9001-3 QEC Kit container.

(2) Add contents of V2526007-551 kit to 290K9001-3 QEC Kit container.

(3) Close QEC Kit container.

C. Post-requisite Instructions

(1) None.

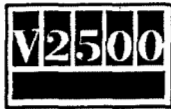
D. Recording Instructions

A record of accomplishment is necessary. Write in QEC Kit log that Service Bulletin V2500-NAC-26-0007 has been incorporated.

February 15, 1995

V2500-NAC-26-0007

Page 6



International
Aero Engines

V2500 Propulsion System — Nacelle

SERVICE BULLETIN

3. Material Information

Applicability: For each V2500-D5 Nacelle to incorporate this Bulletin

A. Kits associated with this Bulletin:

<u>NEW PART NO.</u> <u>(ATA NO.)</u>	<u>QTY</u>	<u>EST'D UNIT</u> <u>PRICE</u>	<u>KEYWORD</u>	<u>OLD PART NO.</u> <u>(IPC NO.)</u>	<u>INSTR/</u> <u>DISPOS</u>
V2526007-551	1	\$21.00			
Consisting of:					
C10GT3-08	1		Clamp Assy		
MS9556-06	1		Bolt		
NAS1805-3P	1		Nut		
AN960C10L	1		Washer		

B. Parts affected by this Bulletin:

NAS1805-3P	1	Nut	-----	(B)
(26-12-17)			(06-016)	
AN960C10L	1	Washer	-----	(B)
(26-12-17)			(06-017)	
C10GT3-08	1	Clamp	-----	(B)
(26-12-17)			(06-018)	
MS9556-06	1	Bolt	-----	(B)
(26-12-17)			(06-019)	

C. Instructions/Disposition Code Statements


(A) Kit is available February 1995.

(B) Part supplied as a detail of the kit.

February 15, 1995

V2500-NAC-26-0007

Page 7



International
Aero Engines

V2500 Propulsion System — Nacelle

SERVICE BULLETIN

NOTE: The estimated 1995 unit prices shown are provided for planning purposes only and do not constitute a firm quotation. Consult the Rohr Price Catalog or contact Rohr's Customer Support Department for information concerning firm prices.

- D. These materials are to be procured by the operator or obtained from his stock.

None.

February 15, 1995

V2500-NAC-26-0007

Page 8