

International  
Aero Engines

V2500 Propulsion System — Nacelle General

# INFORMATION BULLETIN

INFORMATION - NACELLE- TO ANNOUNCE THE AVAILABILITY OF  
VARIOUS REPAIR PARTS FOR THE INLET COWL AND  
FAN COWL DOOR ACCESS PANELS

## MODEL APPLICATION

V2500-A1  
V2500-A5

## BULLETIN INDEX LOCATOR

71-11-00

71-13-00

## Compliance Category Code

8


## Internal Reference No.

91VN550, 92VN554  
92VN555, 92VN556

June 15, 1996

# V2500-NAC-70-0272

Page 1 of 5



**International  
Aero Engines**

V2500 Propulsion System — Nacelle General

# INFORMATION BULLETIN

INFORMATION - NACELLE- TO ANNOUNCE THE AVAILABILITY OF  
VARIOUS REPAIR PARTS FOR THE INLET COWL AND  
FAN COWL DOOR ACCESS PANELS

## A. EFFECTIVITY

### (1) AIRCRAFT:

(a) Airbus A320

(b) Airbus A321

### (2) NACELLE:

(a) V2500-A1

(b) V2500-A5

## B. REASON

To announce the availability of various repairs parts for the access panels  
on the fan cowl doors, and various repair parts for the inlet cowl.

## C. COMPLIANCE

Category Code 8

Accomplish based upon experience with the prior configuration.

## D. APPROVAL

The change in definition subject of this Service Bulletin has been covered  
by an aircraft modification approved by the DGAC (Direction Generale de  
L'Aviation Civile-France).

## E. REFERENCES

(1) IAE Engineering Change No. 91VN550, 92VN554, 92VN555 and 92VN556.

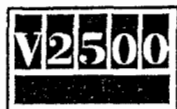
## F. GENERAL INFORMATION

(1) The Material Information of this bulletin provides the latest information

June 15, 1996

**V2500-NAC-70-0272**

Page 2 of 5



**International  
Aero Engines**

V2500 Propulsion System — Nacelle General

# INFORMATION BULLETIN

concerning repair parts for the Fan Cowl access panels and Inlet Cowl.

- (2) The new repair schemes being introduced into the V2500 Engine Manual are:

ATA REF NO.	REPAIR SCHEME NO.	TITLE
71-11-11	VRS2739	Replace Cover Pin Receptacles-Inlet Cowl
71-11-11	VRS2933	Replace Cooling Duct-Inlet Cowl
71-13-14	VRS2720	Replace Hinge on MCD Door-left Fan Cowl
71-13-17	VRS2721	Replace Fasteners on Air Start Blow-off Door

- (3) Other publications affected

- (a) The V2500 Engine Illustrated Parts Catalog will be revised to include the new parts. See "Material Information" Section for ATA Locations.
- (b) The V2500 Structural Repair Manual will be revised to include the new parts. See ATA sections 54-10-00 and 54-20-00.

## G. MATERIAL INFORMATION

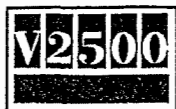
Applicability: For each V2500-A1/A5 Nacelle to incorporate this Bulletin.

- (1) The following repair parts are required to accomplish repair scheme VRS2739 for the V2500-A1 and V2500-A5 models.

June 15, 1996

V2500-NAC-70-0272

Page 3 of 5



**International  
Aero Engines**

V2500 Propulsion System — Nacelle General

# INFORMATION BULLETIN

New Part No. (ATA No.)	Qty	Est'd Unit Price (\$)	Keyword	Old Part No. (IPC No.)	Supply Status
740-7601-501 (71-11-11)	1		Face Plate, A	- (01-310)	(A)
740-7605-501 (71-11-11)	1		Face Plate, B	- (01-311)	(A)
740-7602-501 (71-11-11)	2		Doubler A	- (01-320)	(A)
740-7603-501 (71-11-11)	2		Doubler A	- (01-321)	(A)
A4C3B2-069 (71-11-11)	1		Bal-lok Receptacle	- (01-300)	(A)
A4C3B2-069 (71-11-11)	1		Bal-lok Receptacle	- (01-305)	(A)
CCR264CS4-2 (71-11-11)	4	1.00	Rivet, Blind	- (01-330)	(A)
CCR264CS5-2 (71-11-11)	20	1.00	Rivet, Blind	- (01-340)	(A)

- (2) The following repair parts are required to accomplish repair scheme VRS2933 for the V2500-A1 model.


740-3195-503 (71-11-11)	1	RQ*	Cooling Duct	- (01-250)	(A)
CR3523-5-11 (71-11-11)	3	13.00	Rivet, Blind	- (01-253)	(A)
CR3523-5-10 (71-11-11)	4	13.00	Rivet, Blind	- (01-255)	(A)

- (3) The following parts are required to accomplish repair scheme VRS2720 for the V2500-A1 model.

June 15, 1996

V2500-NAC-70-0272

Page 4 of 5



**International  
Aero Engines**

V2500 Propulsion System — Nacelle General

# INFORMATION BULLETIN

New Part No. (ATA No.)	Qty	Est'd Unit Price (\$)	Keyword	Old Part No. (IPC No.)	Supply Status
740-4057-501 (71-13-14)	1	221.00	Plate Hinge	- (02-040)	(A)
SP158-5-5 (71-13-14)	2	RQ*	Rivet, Snap Head	- (02-045)	(A)
SP87-5-8 (71-13-14)	2	RQ*	Rivet Countersunk	- (02-047)	(A)

- (4) The following parts are required to accomplish repair scheme VRS2721 for the V2500-A1 model.

New Part No. (ATA No.)	Qty	Est'd Unit Price (\$)	Keyword	Old Part No. (IPC No.)	Supply Status
HL111VF8-5 (71-13-17)	4	RQ*	Pin, Hi-lok	- (01-040)	(A)
HL97V8 (71-13-17)	4	RQ*	Collar, Hi-lok	- (01-050)	(A)

(A) New parts are currently available.

NOTE: The estimated 1995 Unit Price shown is provided for planning purposes only and does not constitute a firm quotation. Consult the Rohr Price Catalog or contact Rohr's Spare Parts Sales Department for information concerning firm price.

June 15, 1996

V2500-NAC-70-0272

Page 5 of 5